



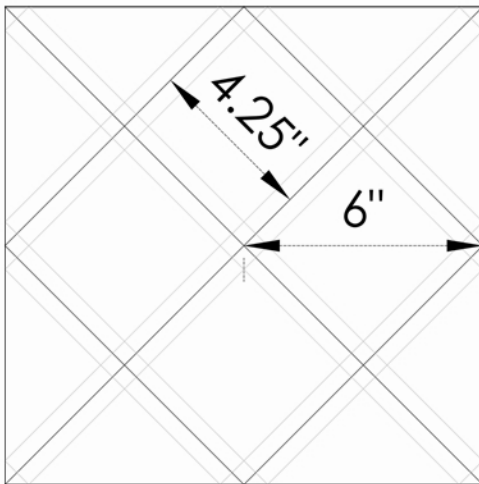
D6B

Diamond 6" Beveled
A Modular Embossed Pattern*



*Modular - the pattern lines up on stock sized sheets allowing it to be continuous when sheets are placed next to each other.

- Exclusive seamless sanitary embossing
- Modular; lines up on full sheets
- 6" point to point
- Protective PVC on one side
- Beveled is a wide 9/16" v-shaped line




Available Sheet Sizes:

- 48" x 84"
- 48" x 96"
- 48" x 108"
- 48" x 120"
- 48" x 144"
- 60" x 120"***
- 60" x 144"***
- Cut To Size


***304 #4 & 304 #8, 22 Gauge Only




Available Alloys	22 Gauge (0.0293")	24 Gauge (0.0235")	#4 Brushed	#8 Mirror	Bright Annealed
304	✓	✓	✓	✓	✓
316L	✓	✓	✓	✓	
430	✓	✓	✓	✓	✓



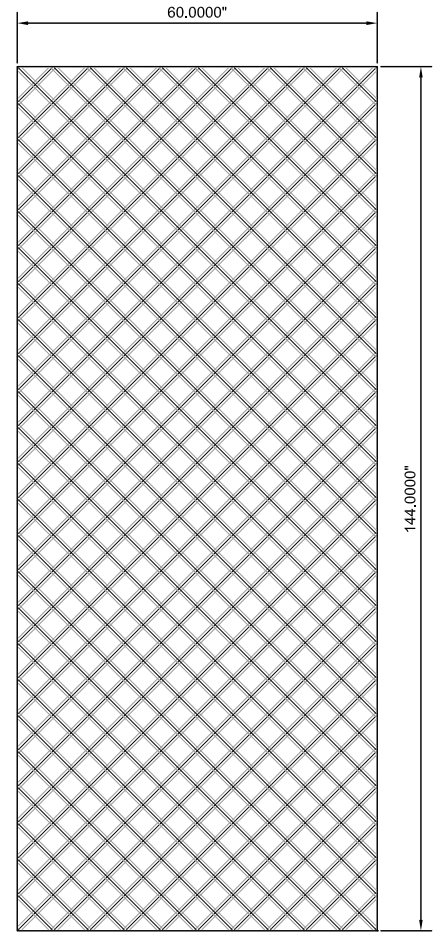
48" x 120" Sheet
 Scale: 3/8" = 1'-0"




60" x 120" Sheet
 Scale: 3/8" = 1'-0"




48" x 144" Sheet
 Scale: 3/8" = 1'-0"



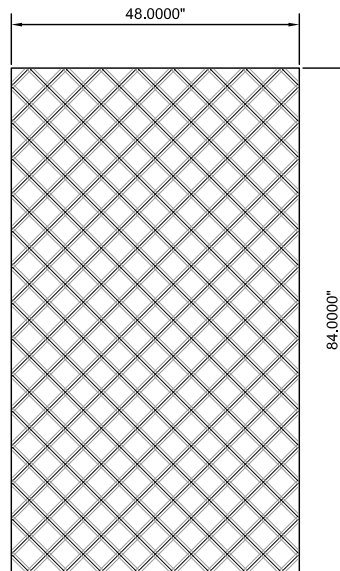
60" x 144" Sheet
 Scale: 3/8" = 1'-0"



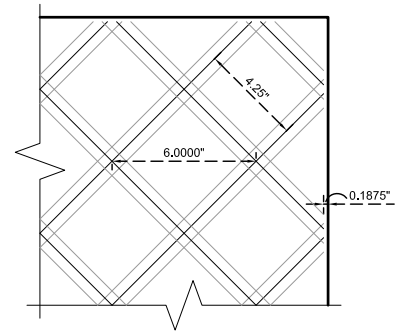
48" x 108" Sheet
 Scale: 3/8" = 1'-0"



48" x 96" Sheet
 Scale: 3/8" = 1'-0"



48" x 84" Sheet
 Scale: 3/8" = 1'-0"



Corner Detail
 Scale: 1 1/2" = 1'-0"

D6B
 Diamond 6" Beveled
 A Modular Embossed Pattern

Manufacturer of Architectural Materials
 307 North Secret Ave.
 Monroe, NC 28110

Toll Free - (877) - 484 - 0088
 Local - (704) - 635 - 2064
 Fax - (704) 220-0208
www.stainlesssupply.com